

NEW HAMPSHIRE TOMORROW:  
INVESTING IN OUR KIDS



  
NEW HAMPSHIRE  
CHARITABLE FOUNDATION

# New Hampshire Tomorrow

All of New Hampshire's kids have the opportunity to reach their full potential



All kids  
receive quality  
early care  
and learning.



All kids  
have strong  
families and  
role models.



All kids  
live healthy  
lives free of  
substance use.



All kids get the  
education and training  
they need to thrive in  
the workforce.

Overall Indicator: Number of 25- to 34-year-olds in New Hampshire with a quality education, strong earning power, and skills to contribute to the state's workforce and communities.

# NEW HAMPSHIRE TOMORROW

All NH kids grow-up with the opportunity to reach their full potential.

## Early Childhood Development

All kids receive quality early care and learning.

## Family and Youth Supports

All kids have strong families and role models.

## Substance Use Disorders

All kids live healthy lives free of substance use.

## Education and Career Pathways

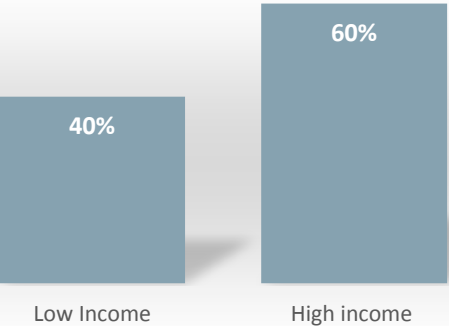
All kids get the education and training they need to thrive in the workplace.

### Grantmaking Objectives

### Policy Objectives

### Long-Term Indicators

Preschool Participation



**Overall Indicator: Number of 25- to 34-year-olds in New Hampshire with a quality education, strong earning power, and skills to contribute to the state’s workforce and communities.**

# NEW HAMPSHIRE TOMORROW

All NH kids grow-up with the opportunity to reach their full potential.

## Early Childhood Development

All kids receive quality early care and learning.

## Family and Youth Supports

All kids have strong families and role models.

## Substance Use Disorders

All kids live healthy lives free of substance use.

## Education and Career Pathways

All kids get the education and training they need to thrive in the workplace.

### Grantmaking Objectives

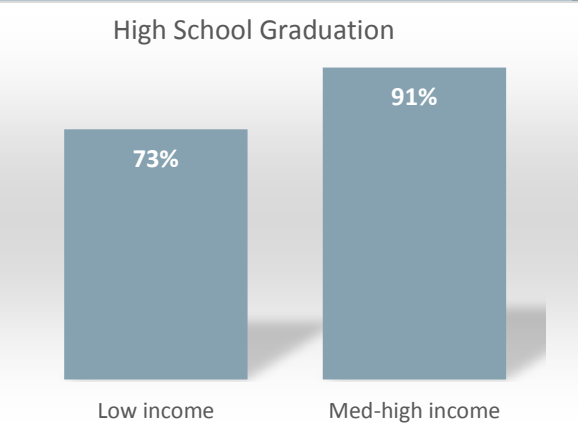
- Quality childcare centers
- Parenting classes
- Developmental screens

### Policy Objectives

- Strong capacity –New Futures
- Public investment in early care and education

### Key Indicators

- Percent in quality pre-k programs
- Percent proficient in third grade reading
- Percent proficient in third grade math



**Overall Indicator: Number of 25- to 34-year-olds in New Hampshire with a quality education, strong earning power, and skills to contribute to the state’s workforce and communities.**

# NEW HAMPSHIRE TOMORROW

All NH kids grow-up with the opportunity to reach their full potential.

## Early Childhood Development

All kids receive quality early care and learning.

## Family and Youth Supports

All kids have strong families and role models.

## Substance Use Disorders

All kids live healthy lives free of substance use.

## Education and Career Pathways

All kids get the education and training they need to thrive in the workplace.

### Grantmaking Objectives

- Quality childcare centers
- Parenting classes
- Developmental screens

- Mentors
- Family resource centers

### Policy Objectives

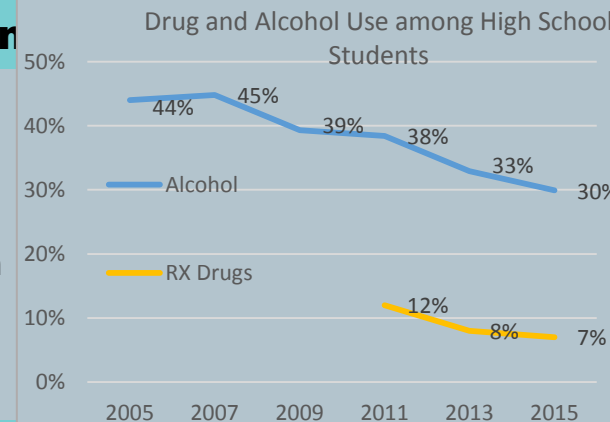
- Strong capacity –New Futures
- Public investment in early care and education

- Advocacy for youth in justice system
- Family friendly policies (paid leave)

### Long-Term

- Percent in quality pre-k programs
- Percent proficient in third grade reading
- Percent proficient in third grade math

- Percent graduating High School on time
- Percent receiving school suspension
- Rate of child maltreatment



**Overall Indicator: Number of 25- to 34-year-olds in New Hampshire with a quality education, strong earning power, and skills to contribute to the state's workforce and communities.**

# NEW HAMPSHIRE TOMORROW

All NH kids grow-up with the opportunity to reach their full potential.

## Early Childhood Development

All kids receive quality early care and learning.

## Family and Youth Supports

All kids have strong families and role models.

## Substance Use Disorders

All kids live healthy lives free of substance use.

## Education and Career Pathways

All kids get the education and training they need to thrive in the workplace.

### Grantmaking Objectives

- Quality childcare centers
- Parenting classes
- Developmental screens

- Mentors
- Family resource centers

- Screenings for SUD
- Greater treatment capacity
- Proven prevention programs

### Policy Objectives

- Strong capacity –New Futures
- Public investment in early care and education

- Advocacy for youth in justice system
- Family friendly policies (paid leave)

- Strong Advocacy – New Futures
- Alcohol Fund
- Expanded health insurance

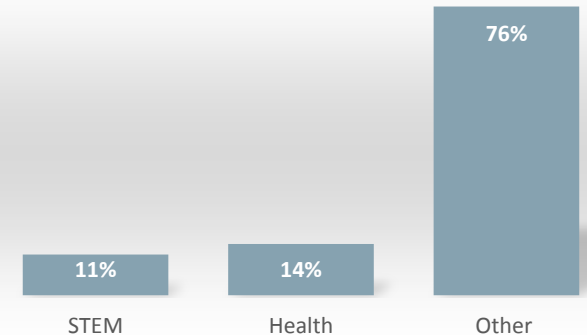
### Long-Term Indicators

- Percent in quality pre-k programs
- Percent proficient in third grade reading
- Percent proficient in third grade math

- Percent graduating High School on time
- Percent receiving school suspension
- Rate of child maltreatment

- Percent of youth using alcohol, prescription drugs, and marijuana
- Number of youth screened
- Treatment admission rates

Credentials Awarded



**Overall Indicator: Number of 25- to 34-year-olds in New Hampshire with a quality education, strong earning power, and skills to contribute to the state's workforce and communities.**

# NEW HAMPSHIRE TOMORROW

All NH kids grow-up with the opportunity to reach their full potential.

## Early Childhood Development

All kids receive quality early care and learning.

## Family and Youth Supports

All kids have strong families and role models.

## Substance Use Disorders

All kids live healthy lives free of substance use.

## Education and Career Pathways

All kids get the education and training they need to thrive in the workplace.

### Grantmaking Objectives

- Quality childcare centers
- Parenting classes
- Developmental screens

- Mentors
- Family resource centers

- Screenings for SUD
- Greater treatment capacity
- Proven prevention programs

- Two-year degrees
- STEM completion
- Industry-recognized certificate programs
- Dual enrollment programs

### Policy Objectives

- Strong capacity –New Futures
- Public investment in early care and education

- Advocacy for youth in justice system
- Family friendly policies (paid leave)

- Strong Advocacy – New Futures
- Alcohol Fund
- Expanded health insurance

- 65x25
- Articulation agreements
- Business and public support for education

### Long-Term Indicators

- Percent in quality pre-k programs
- Percent proficient in third grade reading
- Percent proficient in third grade math

- Percent graduating High School on time
- Percent receiving school suspension
- Rate of child maltreatment

- Percent of youth using alcohol, prescription drugs, and marijuana
- Number of youth screened
- Treatment admission rates

- Percent of working age adults who hold a degree or industry-recognized credential
- Percent of NH workers earning a living wage
- Percent of credentials awarded in STEM

**Overall Indicator: Number of 25- to 34-year-olds in New Hampshire with a quality education, strong earning power, and skills to contribute to the state's workforce and communities.**

# NEW HAMPSHIRE TOMORROW

All NH kids grow-up with the opportunity to reach their full potential

## Early Childhood Development

## Family and Youth Supports

## Substance Use Disorders

## Education and Career Pathways

### Indicators of Long Term Youth Opportunity Outcomes

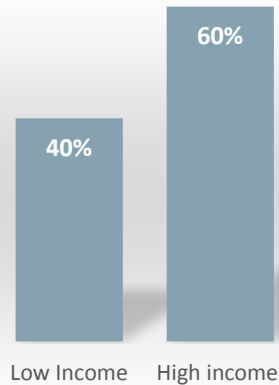
- Percent in quality pre-k programs by income and race
- Percent proficient in third grade reading by income and race
- Percent proficient in third grade math by income and race

- Percent of kids graduating High School on time by income
- Percent of kids receiving out of school suspension by income
- Rate of child maltreatment

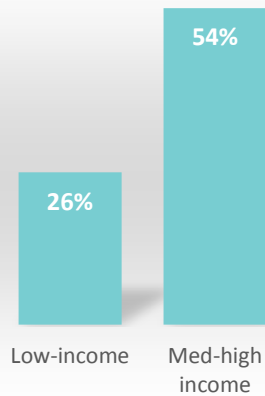
- Percent of youth using alcohol, prescription drugs, and marijuana in past month
- Number of youth screened for substance use
- Treatment admission rates

- Percent of working age adults who hold a degree or industry recognized credentials
- Percent of NH workers earning a living wage
- Percent credentials awarded in STEM

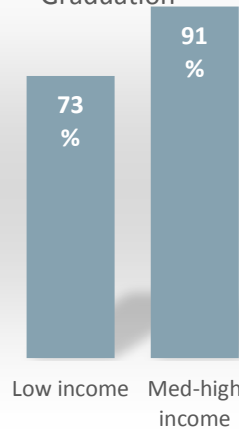
Preschool Participation



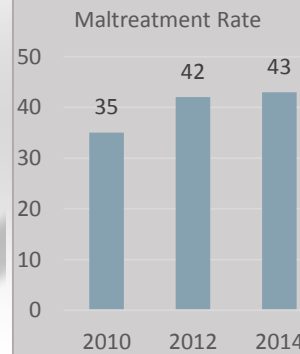
Reading Proficient



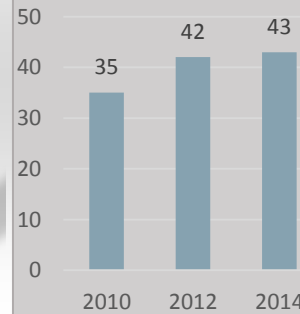
High School Graduation



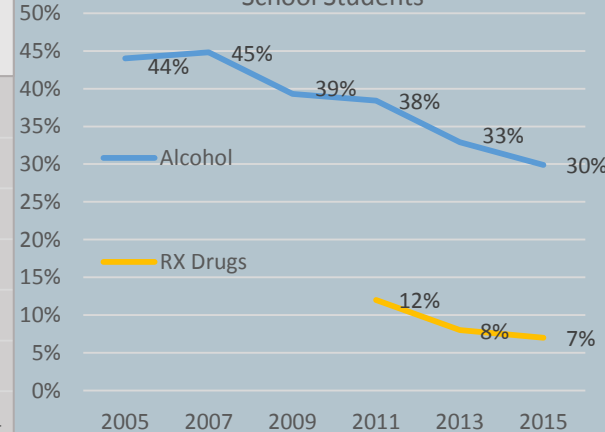
10,000 Out of school suspensions



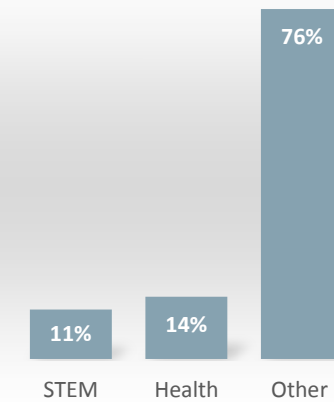
Maltreatment Rate



Drug and Alcohol Use among High School Students



Credentials Awarded



49.2% of working-age people have a degree or quality certificate.

Data on wages by education level and industry

**Overall Indicator: Number of 25- to 34-year-olds in New Hampshire with a quality education, strong earning power, and skills to contribute to the state's workforce and communities.**

***What does the 25-34 year old cohort look like today, and what do we want it look like in 10 years?***